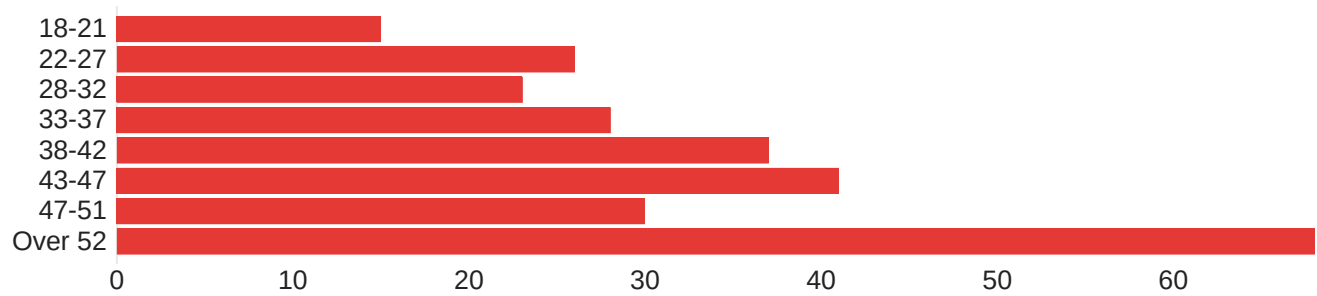
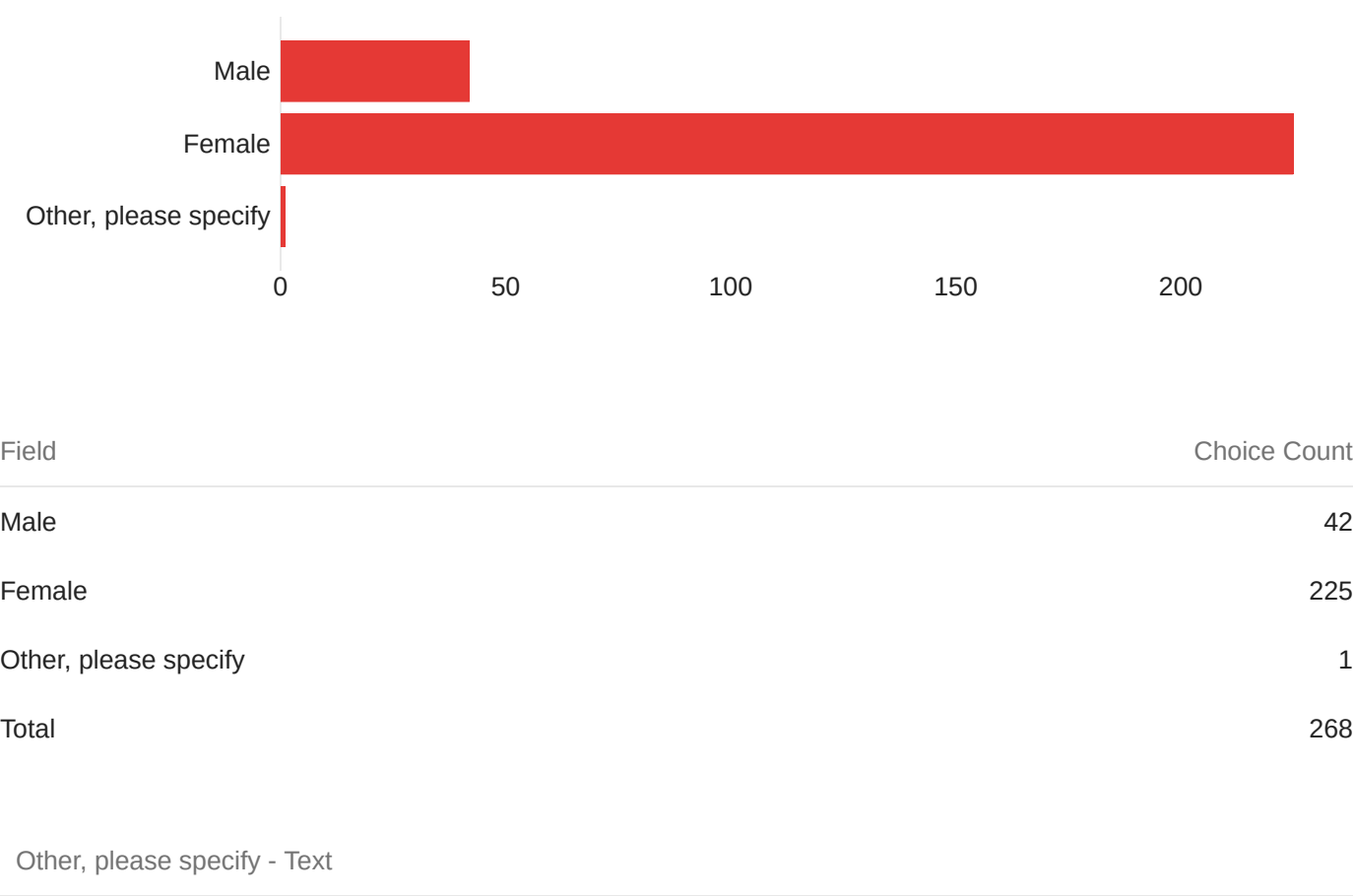


## Q137 - What is your age?

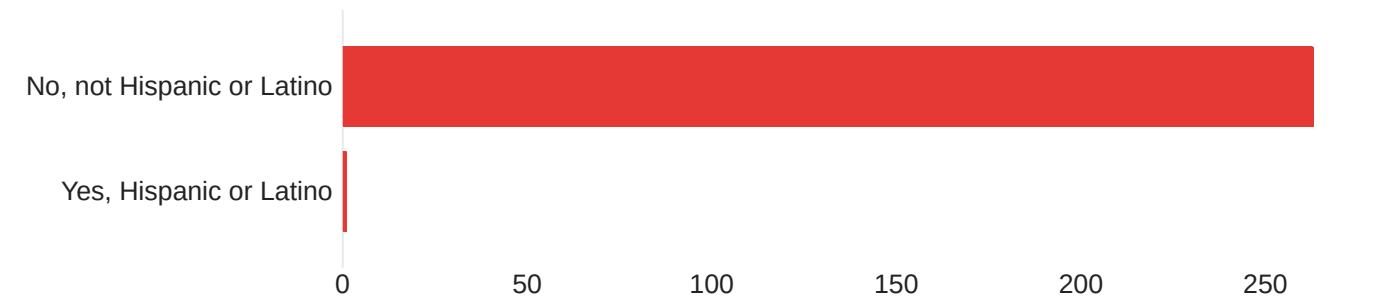


Field	Choice Count
18-21	15
22-27	26
28-32	23
33-37	28
38-42	37
43-47	41
47-51	30
Over 52	68
Total	268

Q138 - What is your gender?

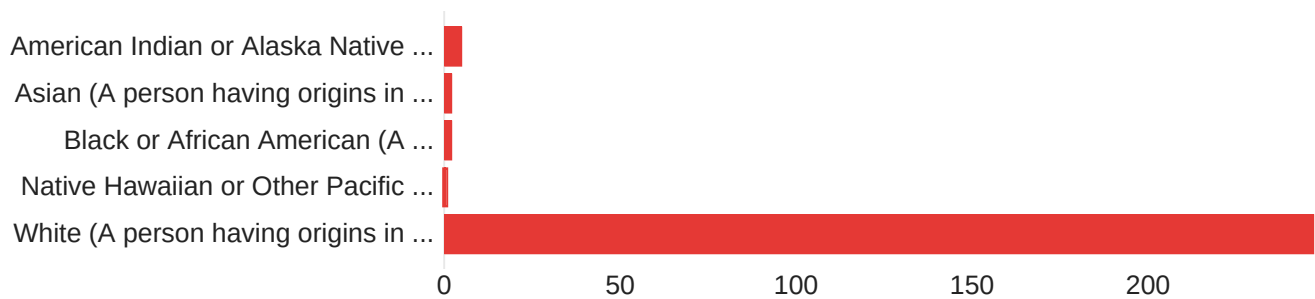


Q139 - Are you Hispanic or Latino? (A person of Cuban, Mexican, Puerto Rican, South or Central American, or other Spanish culture or origin, regardless of race.)



Field	Choice Count
No, not Hispanic or Latino	263
Yes, Hispanic or Latino	1
Total	264

Q140 - The above question was about ethnicity, not race. No matter what you selected above, please continue to answer the following, if applicable, by marking one or more boxes to indicate what you consider your race to be. How would you describe yourself? (Choose one or more from the following racial groups)



Field	Choice Count
American Indian or Alaska Native (A person having origins in any of the original peoples of North and South America (including Central America), and who maintains a tribal affiliation or community attachment.)	5
Asian (A person having origins in any of the original peoples of the Far East, Southeast Asia, or the Indian subcontinent including, for example, Cambodia, China, India, Japan, Korea, Malaysia, Pakistan, the Philippine Islands, Thailand, and Vietnam.)	2
Black or African American (A person having origins in any of the Black racial groups of Africa – includes Caribbean Islanders and other of African origin.)	2
Native Hawaiian or Other Pacific Islander (A person having origins in any of the original peoples of Hawaii, Guam, Samoa, or other Pacific Islands.)	0
White (A person having origins in any of the original peoples of Europe, the Middle East, or North Africa.)	247
Total	256

## Q141 - What is your Zip Code?

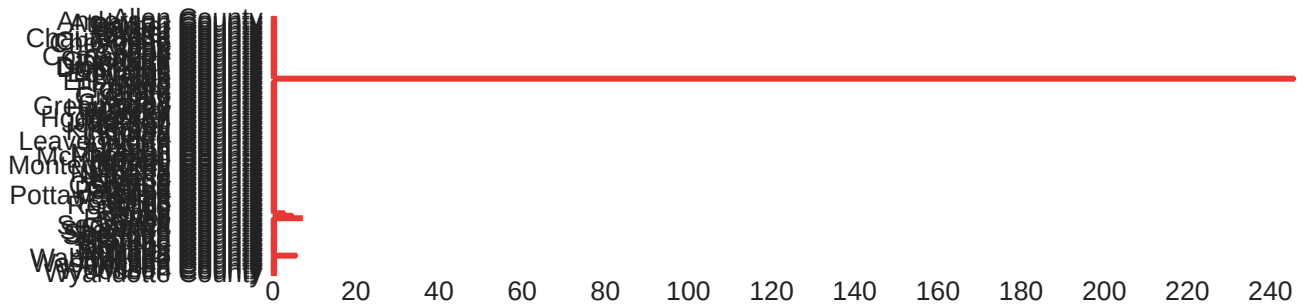
What is your Zip Code?

---

67601

67601

Q142 - In which county do you live?



Field	Choice Count
Allen County	0
Anderson County	0
Atchison County	0
Barber County	0
Barton County	0
Brown County	0
Bulter County	0
Chase County	0
Chautauqua County	0
Cherokee County	0
Cheyenne County	0
Clark County	0
Clay County	0
Cloud County	0
Coffey County	0
Comanche County	0

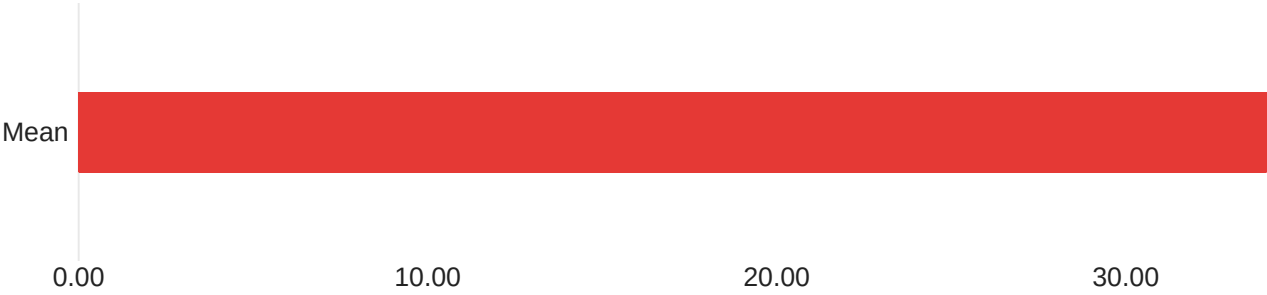
Cowley County	0
Crawford County	0
Decatur County	0
Dickinson County	0
Doniphan County	0
Douglas County	0
Edwards County	0
Elk County	0
Ellis County	246
Ellsworth County	1
Finney County	0
Ford County	0
Franklin County	0
Geary County	0
Gove County	0
Graham County	0
Grant County	0
Gray County	0
Greeley County	0
Greenwood County	0
Hamilton County	0
Harper County	0
Harvey County	0
Haskell County	0
Hodgeman County	0

Jackson County	0
Jefferson County	0
Jewell County	0
Kearny County	0
Kingman County	0
Kiowa County	0
Labette County	0
Lane County	0
Leavenworth County	0
Lincoln County	0
Linn County	0
Lyon County	0
Marion County	0
Marshall County	0
McPherson County	0
Meade County	0
Miami County	0
Mitchell County	0
Montgomery County	0
Morris County	0
Morton County	0
Nemaha County	0
Neosho County	0
Ness County	0
Norton County	0

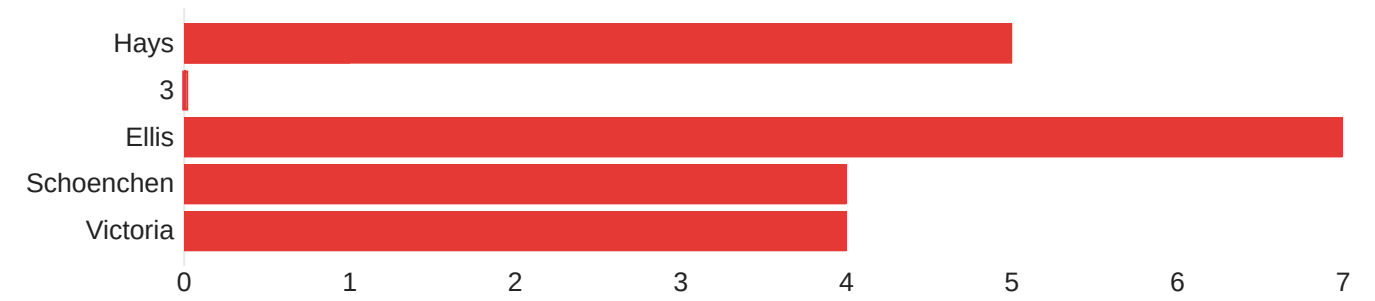


Osage County	0
Osborne County	0
Ottawa County	0
Pawnee County	0
Phillips County	0
Pottawatomie County	0
Pratt County	0
Rawlins County	0
Reno County	0
Republic County	0
Rice County	0
Riley County	0
Rooks County	3
Rush County	5
Russell County	7
Saline County	0
Scott County	0
Sedgwick County	0
Seward County	0
Shawnee County	0
Sheridan County	1
Sherman County	0
Smith County	0
Stafford County	0
Stanton County	0

	10
Stevens County	0
Johnson County	0
Sumner County	0
Thomas County	0
Trego County	6
Wabaunsee County	0
Wallace County	0
Washington County	0
Wichita County	0
Wilson County	0
Woodson County	0
Wyandotte County	0
Total	269

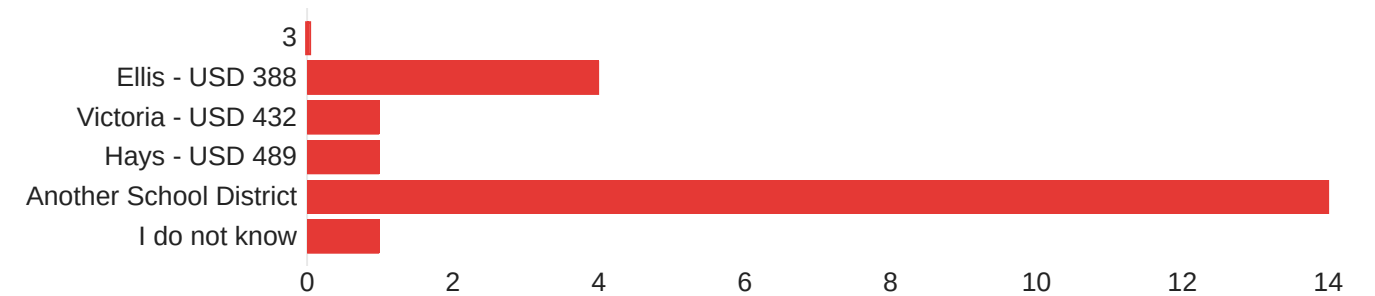


Q264 - To which town in Ellis County do you live the closest?



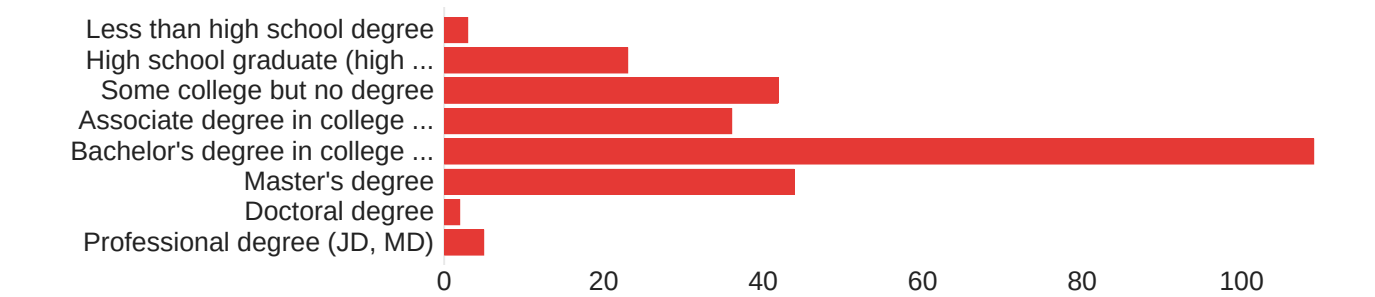
Field	Choice Count
Hays	5
3	0
Ellis	7
Hays	1
Schoenchen	4
Victoria	4
Total	21

Q266 - Which school district serves your home?



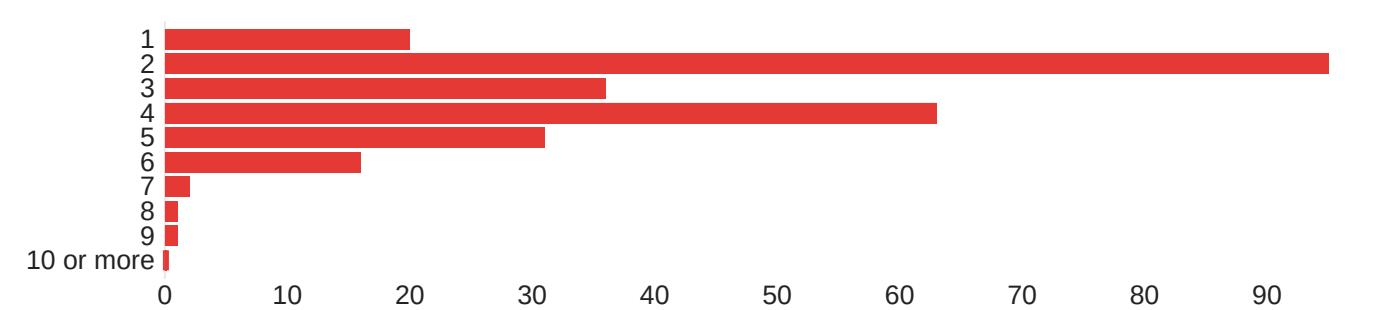
Field	Choice Count
3	0
Ellis - USD 388	4
Victoria - USD 432	1
Hays - USD 489	1
Another School District	14
I do not know	1
Total	21

Q150 - What is the highest level of school you have completed or the highest degree you have received?



Field	Choice Count
Less than high school degree	3
High school graduate (high school diploma or equivalent including GED)	23
Some college but no degree	42
Associate degree in college (2-year)	36
Bachelor's degree in college (4-year)	109
Master's degree	44
Doctoral degree	2
Professional degree (JD, MD)	5
Total	264

Q151 - How many people are living or staying at your home address?  
Please do the following: INCLUDE everyone who is living or staying here for more than 2 months.INCLUDE yourself if you are living here for more than 2 months. INCLUDE anyone else staying here who does not have another place to stay, even if they are here for 2 months or less.DO NOT INCLUDE anyone who is living somewhere else for more than 2 months, such as a college student living away or someone in the Armed Forces on deployment.

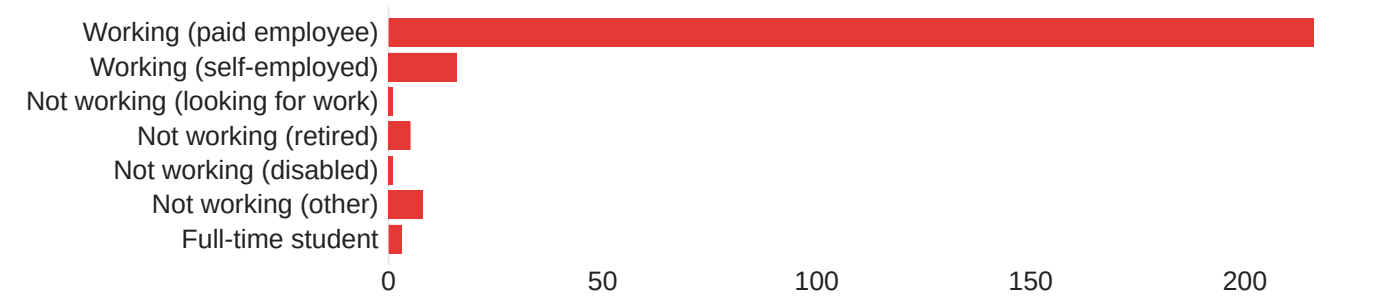


Field	Choice Count
1	20
2	95
3	36
4	63
5	31
6	16
7	2
8	1
9	1
10 or more	0

Total

265

Q152 - Which statement best describes your current employment status?

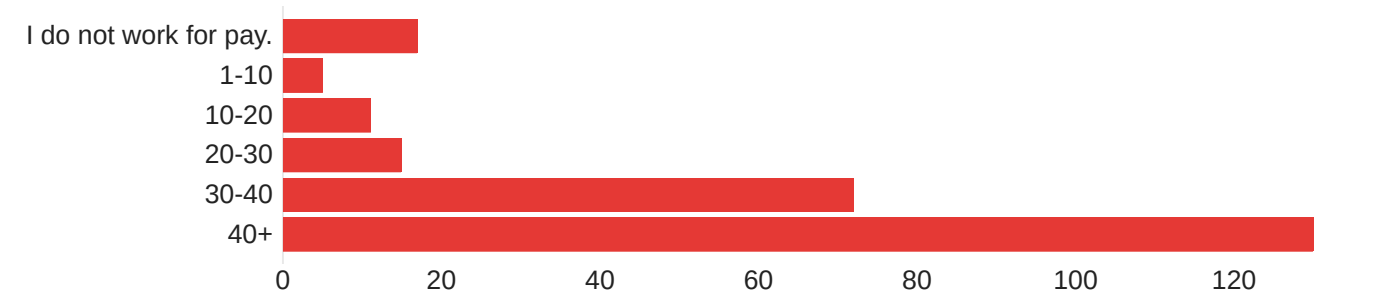


Field	Choice Count
Working (paid employee)	216
Working (self-employed)	16
Not working (looking for work)	1
Not working (retired)	5
Not working (disabled)	1
Not working (other)	8
Full-time student	3
Total	250

Not working (other) - Text

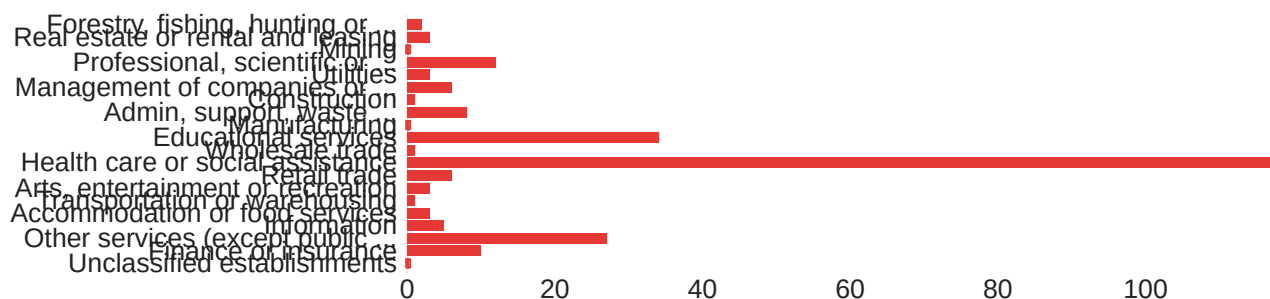


Q153 - How many hours a week do you work for pay?



Field	Choice Count
I do not work for pay.	17
1-10	5
10-20	11
20-30	15
30-40	72
40+	130
Total	250

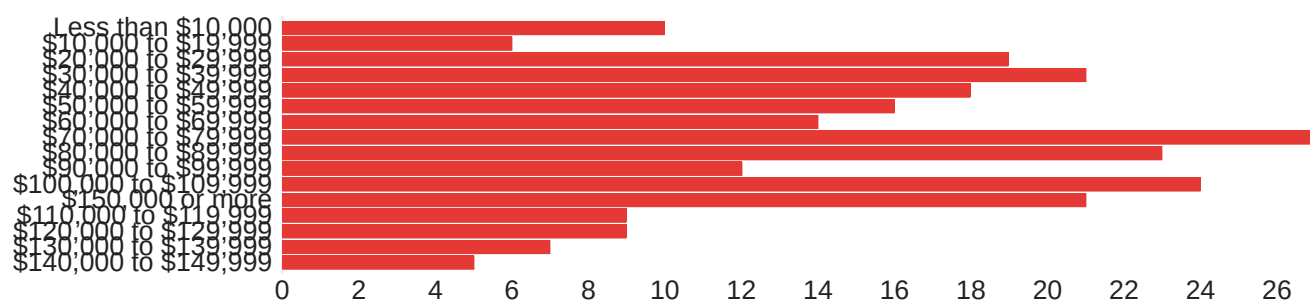
Q154 - Which of the following industries most closely matches the one in which you are employed or currently studying in school?



Field	Choice Count
Forestry, fishing, hunting or agriculture support	2
Real estate or rental and leasing	3
Mining	0
Professional, scientific or technical services	12
Utilities	3
Management of companies or enterprises	6
Construction	1
Admin, support, waste management or remediation services	8
Manufacturing	0
Educational services	34
Wholesale trade	1
Health care or social assistance	118
Retail trade	6
Arts, entertainment or recreation	3
Transportation or warehousing	1

	19
Accommodation or food services	3
Information	5
Other services (except public administration)	27
Finance or insurance	10
Unclassified establishments	0
Total	243

Q155 - To help assess funding needs, please indicate your household gross salary range. Would you please give your best guess? Please indicate the answer that includes your entire household income in 2017, before taxes. Please include any income from any source used to contribute to household expenses.

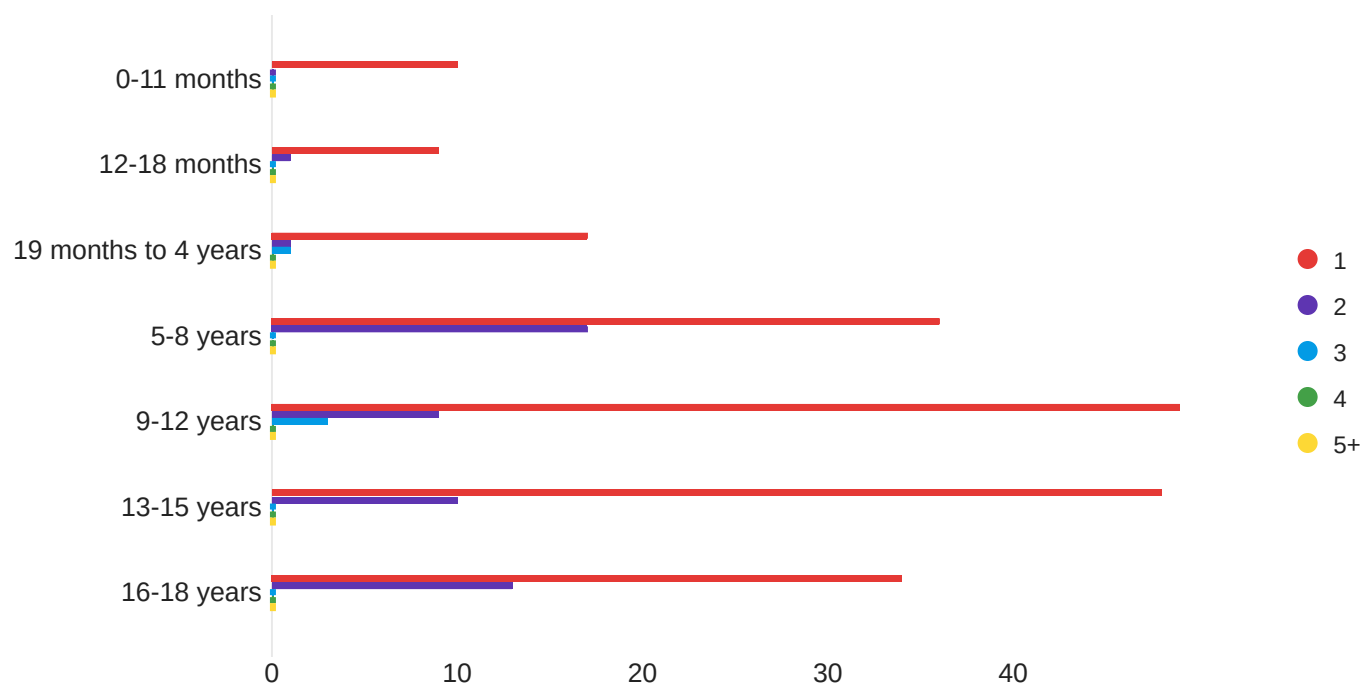


Field	Choice Count
Less than \$10,000	10
\$10,000 to \$19,999	6
\$20,000 to \$29,999	19
\$30,000 to \$39,999	21
\$40,000 to \$49,999	18
\$50,000 to \$59,999	16
\$60,000 to \$69,999	14
\$70,000 to \$79,999	27
\$80,000 to \$89,999	23
\$90,000 to \$99,999	12
\$100,000 to \$109,999	24
\$150,000 or more	21

	21
\$110,000 to \$119,999	9
\$120,000 to \$129,999	9
\$130,000 to \$139,999	7
\$140,000 to \$149,999	5
Total	241

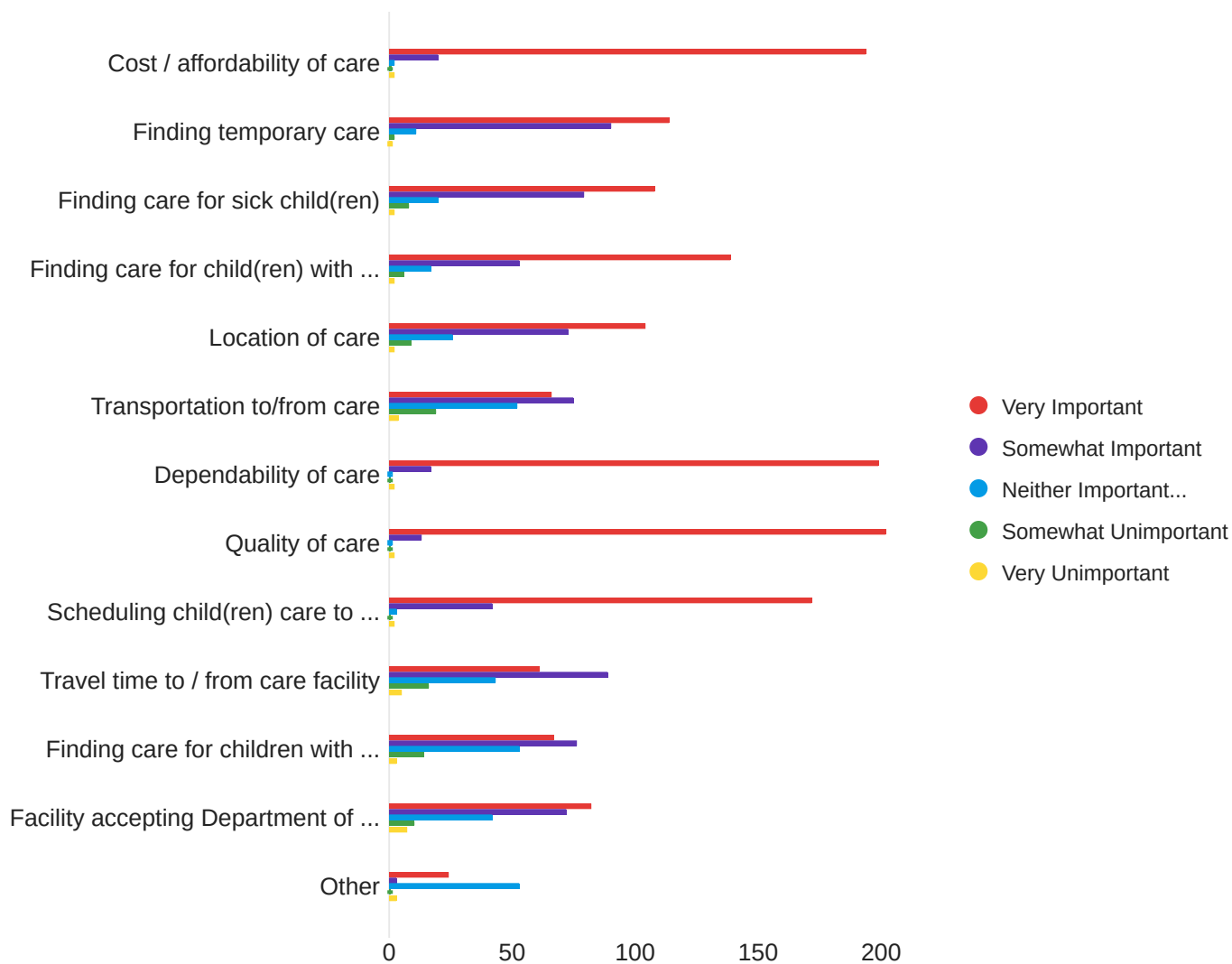


## Q23#1 - How many children in each of the following age groups live with you? - Number of children living with you



Field	1	2	3	4	5+	Total
0-11 months	10	0	0	0	0	10
12-18 months	9	1	0	0	0	10
19 months to 4 years	17	1	1	0	0	19
5-8 years	36	17	0	0	0	53
9-12 years	49	9	3	0	0	61
13-15 years	48	10	0	0	0	58
16-18 years	34	13	0	0	0	47

Q158 - Which of the issues below do you think are most important for families with young children in your community? Please select

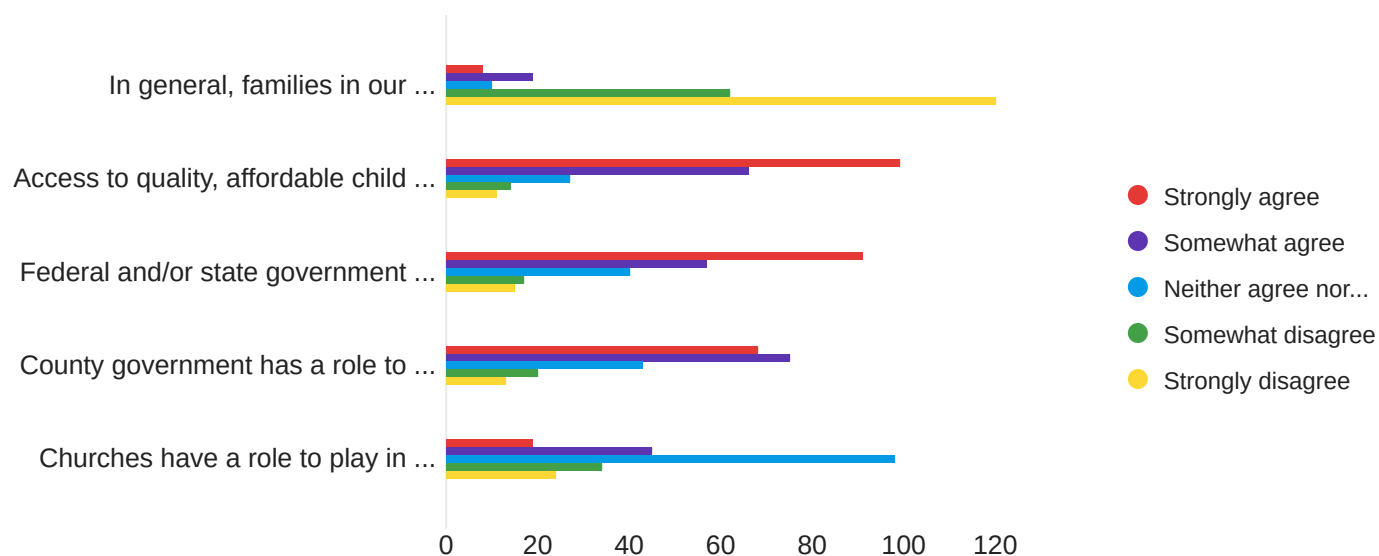


Field	Very Important	Somewhat Important	Neither Important nor Unimportant	Somewhat Unimportant	Very Unimportant	Total
Cost / affordability of care	194	20	2	1	2	219
Finding temporary care	114	90	11	2	1	218



Finding care for sick child(ren)	108	79	20	8	2	217
Finding care for child(ren) with special needs	139	53	17	6	2	217
Location of care	104	73	26	9	2	214
Transportation to/from care	66	75	52	19	4	216
Dependability of care	199	17	0	0	2	218
Quality of care	202	13	1	0	2	218
Scheduling child(ren) care to match work schedule	172	42	3	0	2	219
Travel time to / from care facility	61	89	43	16	5	214
Finding care for children with dietary/allergy restrictions	67	76	53	14	3	213
Facility accepting Department of Children and Families child care subsidies	82	72	42	10	7	213
Other	24	3	53	0	3	83

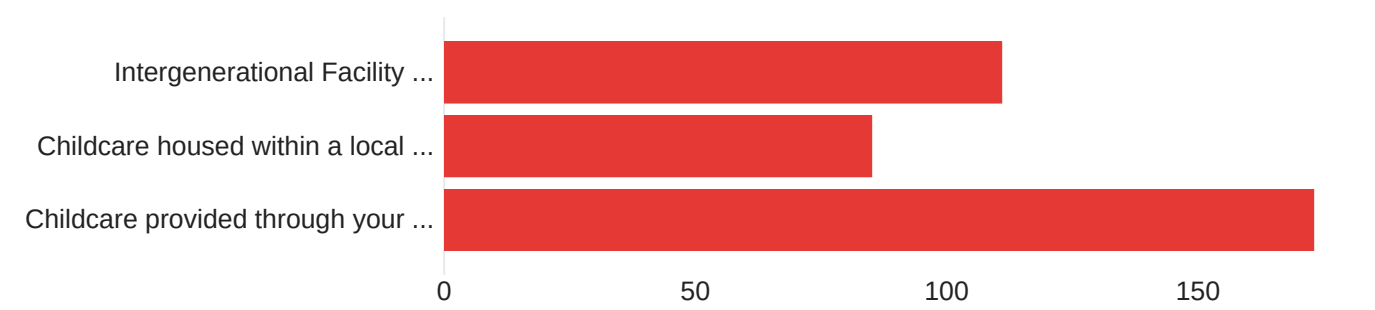
## Q159 - To what extent do you agree or disagree with the following statements regarding child care in your community?



Field	Strongly agree	Somewhat agree	Neither agree nor disagree	Somewhat disagree	Strongly disagree	Total
In general, families in our community have access to an adequate supply of child care services?	8	19	10	62	120	219
Access to quality, affordable child care is an economic development issue?	99	66	27	14	11	217
Federal and/or state government should make child care services more affordable than they are at present?	91	57	40	17	15	220
County government has a role to play in access to quality, affordable child care?	68	75	43	20	13	219
Churches have a role to play in access to quality, affordable child care?	19	45	98	34	25	219

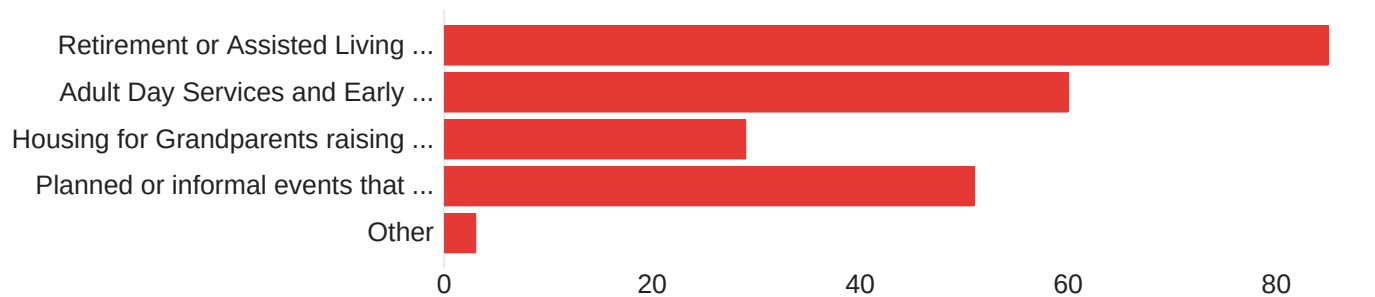
Churches have a role to play in access to quality, affordable child care?	19	45	98	34	24	220
---	----	----	----	----	----	-----

Q160 - If all were possible, which of the following would you be interested in having developed in your area (check all that apply)?

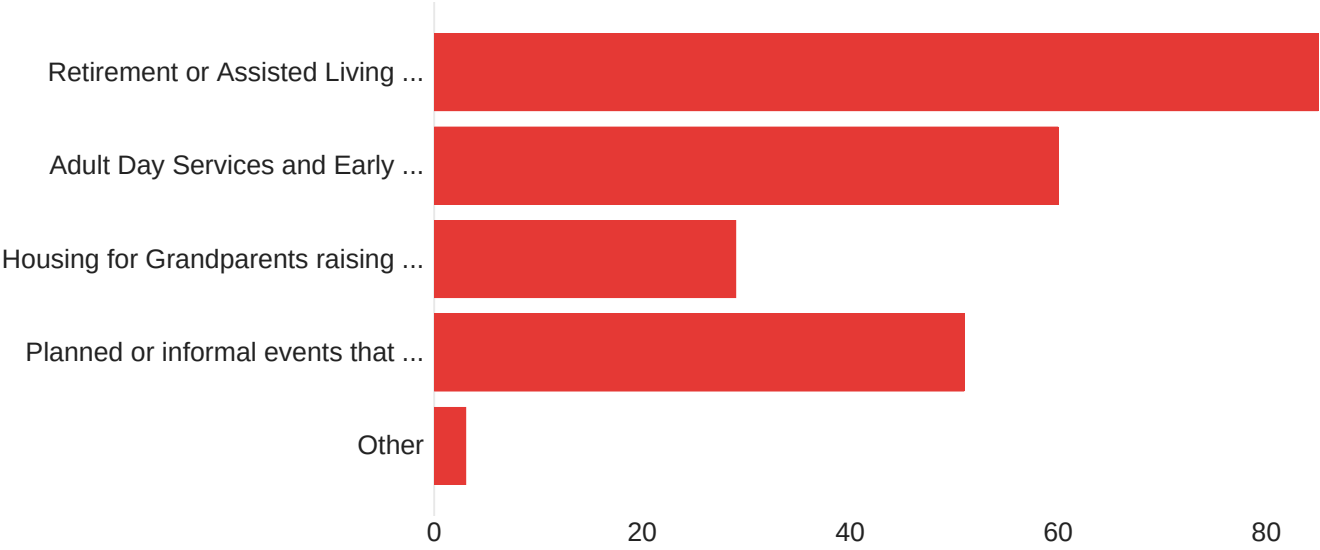


Field	Choice Count
Intergenerational Facility (childcare combined with older adult care or retirement community)	111
Childcare housed within a local church	85
Childcare provided through your employer	173
Total	369

Q161 - Due to your interest in Intergenerational Care, please tell us which of these arrangements you would be interested in utilizing. Please check all that apply.



Field	Choice Count
Retirement or Assisted Living Community with on-site child care	85
Adult Day Services and Early Childhood Programs at the same site	60
Housing for Grandparents raising Grandchildren	29
Planned or informal events that bring multiple generations together	51
Other	3
Total	228



## Q162 - Is there anything regarding childcare in your county that you wished we had asked, or you would like to tell us?

Is there anything regarding childcare in your county that you wished we had asked, or you would like to tell us?

infant care is the most impossible to find!!!

When my daughter was born, it was quite difficult to find daycare for infants. I contacted probably 40 different people just to see if they had openings!! It was very frustrating how few options are available for infants.

We need more options for childcare. It seems like many daycares are retiring or closing because of all of the red tape you have to go through. Then we just don't have the opening of new daycares in homes due to all the restrictions to open up one in your home. Some of it is extreme and really doesn't have to do with the care in the home. Another facility/center would be great for Hays.

We need more childcare availability in our county. It must be: affordable, reliable, dependable, clean, provide learning experiences, have trained, caring, as well as suitable number of staff, available to parent work schedules, serve nutritious meals/snacks & within easy access for parents.

We employ 24 hour staff and finding daycare is impossible for them.

Is there anything regarding childcare in your county that you wished we had asked, or you would like to tell us?

Although understand there needs to be rules and regs to abide, the rules and regulations that the government has set so tightly are difficult for those wanting to open or start their own daycares, as well as becoming more difficult for those who do have daycares to continue to run. Yes, there needs to be safety regulations for our children, but it is so difficult for people to start up a daycare when it is highly needed in our areas. Daycare is very hard to find in this area, especially for those that need it for infants.

We need more childcare availability in our county. It must be: affordable, reliable, dependable, clean, provide learning experiences, have trained, caring, as well as suitable number of staff, available to parent work schedules, serve nutritious meals/snacks & within easy access for parents.

Child care in this community is scarce at best. It is so scarce because the rules and regulations placed upon childcare providers is absolutely ridiculous. I understand that something things need to be more strict but it almost went so far strict that no one wants to do it anymore and it is not worth the compensation the childcare providers are getting. I have had my daughter in child care at multiple locations (due to childcare providers moving or finishing there business) and the hoops that they have to go through to do anything fun for the kids makes it almost impossible

A moms day out program would be great. Hays has no options like this.

A young family should not have to make a painful decision to either try to survive on a one income. If both parents work at their profession then childcare should be made affordable! Otherwise we lose profession who provides a service to our community! My son and daughter, who have not yet delivered their child are searching for dependable childcare that is affordable and reliable, that is housed in our city! Thank you so much for listening!